

Date: 13 August 2023

M/S . / Boursa Kuwait


Greetings,

Subject: Financial results for the Second quarter of the financial year 2023 for Humansoft Holding for the period that ended on 30/06/2023 And Announcement of the date of the Analysts/Investors Conference Call

We would like to inform you that the Board of Directors of the company approved in its meeting held on 13/08/2023 the financial statements for the second quarter of the financial year 2023 that ended on 30/06/2023. In this respect, kindly find attached Appendix 10 about "disclosure of material information" form and the Interim Financial Statements Form.

With reference to the requirements of Boursa rules issued under resolution No. (1) of 2018, and since Humansoft Holding is classified under the Premier Market, we are pleased to announce that the Analysts/Investors conference call for Q2 2023 is scheduled to be held at 1:00 PM (local time) on Wednesday 16/08/2023. Interested parties can contact Humansoft by email on investorrelations@human-soft.com, in order to receive the invitation and participation details for the aforementioned conference.

Yours Sincerely,


دلال حسن السبتي
رئيس مجلس الإدارة

Dalal Hasan Al Sabti
Chairperson of the Board of Directors

سجل تجاري رقم: 71382 رأس المال (د.ك.): 12,834,864 رأس المال المدفوع (د.ك.): 12,834,864
تليفون: 22322588 (965) - فاكس: 22322587 (965) - ص.ب: 305 الصفاة 15454 الكويت

www.human-soft.com

التاريخ: 13 أغسطس 2023

المحترمين

السادة/ شركة بورصة الكويت

تحية طيبة وبعد،،

الموضوع: النتائج المالية للربع الثاني من السنة المالية 2023 لشركة هيومن سوفت القابضة عن الفترة المنتهية في تاريخ 2023/06/30 والإعلان عن موعد مؤتمر المحللين/المستثمرين

يسرنا إفادتكم بأن مجلس إدارة الشركة قد صادق في اجتماعه المنعقد بتاريخ 13/08/2023 على البيانات المالية للربع الثاني من السنة المالية 2023 والذي إنتهى في تاريخ 2023/06/30 ونرفق لكم بهذا الخصوص الملحق رقم (10) للإفصاح عن المعلومات الجوهرية ونموذج نتائج البيانات المالية المرحلية للشركات الكويتية.


بالإشارة إلى متطلبات قواعد البورصة الصادرة بموجب القرار رقم (1) لسنة 2018، وحيث أن شركة هيومن سوفت القابضة تم تصنيفها ضمن مجموعة "السوق الأول". فإنه يسر شركتنا الإعلان عن موعد مؤتمر المحللين/المستثمرين (Conference Call) للربع الثاني والذي تقرر انعقاده في تمام الساعة الواحدة ظهرا (وفق التوقيت المحلي) من يوم الأربعاء الموافق 2023/08/16، ويمكن للأطراف المهتمة التواصل مع شركتنا بواسطة البريد الإلكتروني التالي:

investorrelations@human-soft.com، وذلك ليتم تزويدهم بالدعوة وتفاصيل المشاركة بالمؤتمر المذكور.

وتفضلوا بقبول فائق الإحترام،،،

NR

Disclosure of Material Information Form

Date	13 August 2023
Name of Listed Company	Humansoft Holding Company K.S.C.P
Material Information	-Approval of the Board of Directors in its meeting on Sunday, August 13, 2023 of the financial statements of the second quarter that ended on 30/06/2023.
Significant Effect of the material information on the financial position of the company	

Significant Effect on the financial position shall be mentioned if the material information can measure that effect, excluding the financial effect resulting from tenders or similar contracts.

If a Listed Company, which is a member of a Group, disclosed some material information related to it and has Significant Effect on other listed companies' which are members of the same Group, the other companies' disclosure obligations are limited to disclosing the information and the financial effect occurring to that company itself. Occurring to that company itself.

NR

Company Name	اسم الشركة
HUMANSOFT HOLDING CO. KSCP.	هيومن سوفت القابضة ش.م.ك.ع

Second quarter results Ended on	2023-06-30	نتائج الربع الثاني المنتهي في
---------------------------------	------------	-------------------------------

Board of Directors Meeting Date	2023-08-13	تاريخ اجتماع مجلس الإدارة
---------------------------------	------------	---------------------------

Required Documents	المستندات الواجب إرفاقها بالنموذج
Approved financial statements. Approved auditor's report This form shall not be deemed to be complete unless the documents mentioned above are provided	نسخة من البيانات المالية المعتمدة نسخة من تقرير مراقب الحسابات المعتمد لا يعتبر هذا النموذج مكتملاً ما لم يتم إرفاق هذه المستندات

التغيير (%)	فترة السنة اشهر المقارنة	فترة السنة اشهر الحالية	البيان
Change (%)	Six Month Comparative Period	Six Month Current Period	Statement
	2022-06-30	2023-06-30	
-26.4 %	26,951,832	19,836,904	صافي الربح (الخسارة) الخاص بمساهمي الشركة الأم Net Profit (Loss) represents the amount attributable to the owners of the parent Company
-26.5 %	211	155	ربحية (خسارة) السهم الأساسية والمخفضة Basic & Diluted Earnings per Share
-5.3 %	86,246,393	81,710,334	الموجودات المتداولة Current Assets
-5.4 %	136,502,197	129,180,294	إجمالي الموجودات Total Assets
-8.0 %	19,496,718	17,939,184	المطلوبات المتداولة Current Liabilities
-8.3 %	26,447,158	24,254,952	إجمالي المطلوبات Total Liabilities
-4.7%	110,055,039	104,925,342	إجمالي حقوق الملكية الخاصة بمساهمي الشركة الأم Total Equity attributable to the owners of the Parent Company
-8.7 %	44,222,121	40,363,487	إجمالي الإيرادات التشغيلية Total Operating Revenue
-25.9 %	28,508,040	21,128,450	صافي الربح (الخسارة) التشغيلية Net Operating Profit (Loss)
N/A – لا ينطبق	لا توجد خسائر متراكمة No Accumulated Loss	لا توجد خسائر متراكمة No Accumulated Loss	الخسائر المتراكمة / رأس المال المدفوع Accumulated Loss / Paid-Up Share Capital

التغيير (%)	الربع الثاني المقارن	الربع الثاني الحالي	البيان
Change (%)	Second quarter Comparative Period	Second quarter Current Period	Statement
	2022-06-30	2023-06-30	
-25.9%	11,876,566	8,796,270	صافي الربح (الخسارة) الخاص بمساهمي الشركة الأم Net Profit (Loss) represents the amount attributable to the owners of the parent Company
-25.8%	93	69	ربحية (خسارة) السهم الأساسية والمخفضة Basic & Diluted Earnings per Share
-4.8%	20,863,709	19,857,746	إجمالي الإيرادات التشغيلية Total Operating Revenue
-23.3%	12,453,118	9,557,454	صافي الربح (الخسارة) التشغيلية Net Operating Profit (Loss)

• Not Applicable for first Quarter

• لا ينطبق على الربع الأول

Increase/Decrease in Net Profit (Loss) is due to	سبب ارتفاع/انخفاض صافي الربح (الخسارة)
The decrease in profit during the six months period ended on 30 June 2023, compared with the same period in the previous year, is mainly due to lower revenue and higher expenses in the first half of 2023 compared with the first half of 2022.	يعود الإنخفاض في الربح خلال فترة الستة أشهر المنتهية في 30 يونيو 2023 مقارنة بنفس الفترة من العام السابق بشكل رئيسي إلى انخفاض الإيرادات وارتفاع المصاريف في النصف الأول من العام 2023 مقارنة بالنصف الأول من العام 2022.

Total Revenue realized from dealing with related parties (value, KWD)	لا يوجد - NIL	بلغ إجمالي الإيرادات من التعاملات مع الأطراف ذات الصلة (المبلغ د.ك.)
---	---------------	--

Total Expenditures incurred from dealing with related parties (value, KWD)	196,800 د.ك.	بلغ إجمالي المصروفات من التعاملات مع الأطراف ذات الصلة (المبلغ د.ك.)
--	--------------	--

Auditor Opinion		رأي مراقب الحسابات
1.	Unqualified Opinion	رأي غير متحفظ
2.	Qualified Opinion	رأي متحفظ
3.	Disclaimer of Opinion	عدم إبداء الرأي
4.	Adverse Opinion	رأي معاكس

In the event of selecting item No. 2, 3 or 4, the following table must be filled out, and this form is not considered complete unless it is filled.

بحال اختيار بند رقم 2 أو 3 أو 4 يجب تعبئة الجدول التالي، ولا يعتبر هذا النموذج مكتملاً ما لم يتم تعبئته

N/A – لا ينطبق	نص رأي مراقب الحسابات كما ورد في التقرير
N/A – لا ينطبق	شرح تفصيلي بالحالة التي استدعت مراقب الحسابات لإبداء الرأي
N/A – لا ينطبق	الخطوات التي ستقوم بها الشركة لمعالجة ما ورد في رأي مراقب الحسابات
N/A – لا ينطبق	الجدول الزمني لتنفيذ الخطوات لمعالجة ما ورد في رأي مراقب الحسابات

Corporate Actions		استحقاقات الأسهم (الإجراءات المؤسسية)		
النسبة	القيمة			
N/A - لا ينطبق	N/A - لا ينطبق	توزيعات نقدية Cash Dividends		
N/A - لا ينطبق	N/A - لا ينطبق	توزيعات أسهم منحة Bonus Share		
N/A - لا ينطبق	N/A - لا ينطبق	توزيعات أخرى Other Dividend		
N/A - لا ينطبق	N/A - لا ينطبق	عدم توزيع أرباح No Dividends		
N/A - لا ينطبق	N/A - لا ينطبق	علاوة الإصدار Issue Premium	N/A - لا ينطبق	زيادة رأس المال Capital Increase
N/A - لا ينطبق	N/A - لا ينطبق	تخفيض رأس المال Capital Decrease		

ختم الشركة Company Seal	التوقيع Signature	المسمى الوظيفي Title	الاسم Name
		رئيس مجلس الإدارة	دلال حسن السبتي

INDEPENDENT AUDITOR'S REPORT ON REVIEW OF INTERIM CONDENSED CONSOLIDATED FINANCIAL INFORMATION TO THE BOARD OF DIRECTORS OF HUMANSOFT HOLDING COMPANY K.S.C.P.

Introduction

We have reviewed the accompanying interim condensed consolidated statement of financial position of Humansoft Holding Company K.S.C.P. ("the Parent Company") and subsidiaries (together referred to as "the Group") as at 30 June 2023 and the related interim condensed consolidated statement of profit or loss, the interim condensed consolidated statement of profit or loss and other comprehensive income for the three-month and six-month periods then ended and the related interim condensed consolidated statement of changes in equity and the interim condensed consolidated statement of cash flows for the six-month period then ended. The Parent Company's management is responsible for the preparation and presentation of this interim condensed consolidated financial information in accordance with International Accounting Standard 34, "Interim Financial Reporting" ("IAS 34"). Our responsibility is to express a conclusion on this interim condensed consolidated financial information based on our review.

Scope of Review

We conducted our review in accordance with International Standard on Review Engagements 2410, "Review of Interim Financial Information Performed by the Independent Auditor of the Entity". A review of interim financial information consists of making inquiries, primarily of persons responsible for financial and accounting matters, and applying analytical and other review procedures. A review is substantially less in scope than an audit conducted in accordance with International Standards on Auditing and consequently does not enable us to obtain assurance that we would become aware of all significant matters that might be identified in an audit. Accordingly, we do not express an audit opinion.


Conclusion

Based on our review, nothing has come to our attention that causes us to believe that the accompanying interim condensed consolidated financial information is not prepared, in all material respects, in accordance with IAS 34.

Report on other Legal and Regulatory Requirements

Furthermore, based on our review, the interim condensed consolidated financial information is in agreement with the books of account of the Parent Company. We further report that to the best of our knowledge and belief, we have not become aware of any violations of the Companies Law No. 1 of 2016 and its executive regulations, as amended, or the Parent Company's Memorandum of Incorporation and Articles of Association, as amended, during the six-month period ended 30 June 2023 that might have had a material effect on the business of the Parent Company or on its financial position.

We further report that, during the course of our review, to the best of our knowledge and belief, we have not become aware of any violations of the provisions of Law No 7 of 2010, as amended, concerning the Capital Markets Authority and its related regulations during the six-month period ended 30 June 2023 that might have had a material effect on the business of the Parent Company or on its financial position.



Talal Y. Al-Muzaini
Licence No. 209A
Deloitte & Touche - Al-Wazzan & Co.

Kuwait
13 August 2023

Interim condensed consolidated statement of financial position (Unaudited) as at 30 June 2023

	Notes	Kuwaiti Dinars		
		30 June 2023 (Unaudited)	31 December 2022 (Audited)	30 June 2022 (Unaudited)
ASSETS				
Current assets				
Cash and bank balances	3	50,376,984	80,441,222	72,130,928
Trade and other receivables	4	31,322,526	26,330,825	13,576,318
Inventories		4,143	4,633	5,191
Investment in associates		6,681	6,662	533,956
		<u>81,710,334</u>	<u>106,783,342</u>	<u>86,246,393</u>
Non-current assets				
Right-of-use assets		647,915	705,326	762,736
Property and equipment	6	39,925,059	41,222,966	42,566,670
Intangible assets	7	6,896,986	6,909,637	6,926,398
		<u>47,469,960</u>	<u>48,837,929</u>	<u>50,255,804</u>
Total assets		<u>129,180,294</u>	<u>155,621,271</u>	<u>136,502,197</u>
LIABILITIES AND EQUITY				
Current liabilities				
Trade and other payables		291,901	581,738	267,777
Accruals and other liabilities		5,565,657	5,392,538	5,341,681
Lease liabilities		197,599	200,971	204,151
Deferred income	8	10,610,249	7,163,276	11,104,857
Retentions payable		152,055	172,469	178,252
Current portion of long-term debts	9	1,121,723	2,321,723	2,400,000
		<u>17,939,184</u>	<u>15,832,715</u>	<u>19,496,718</u>
Non-current liabilities				
Lease liabilities		406,116	537,274	508,765
Long-term debts	9	-	-	1,121,723
Provision for staff indemnity		5,909,652	5,507,146	5,319,952
		<u>6,315,768</u>	<u>6,044,420</u>	<u>6,950,440</u>
Total liabilities		<u>24,254,952</u>	<u>21,877,135</u>	<u>26,447,158</u>
Equity				
Share capital		12,834,864	12,223,680	12,223,680
Share premium		1,512,000	1,512,000	1,512,000
Statutory reserve		9,894,240	9,894,240	9,894,240
Voluntary reserve		6,112,840	6,112,840	6,112,840
Treasury shares	16	(288,877)	(288,877)	(288,877)
Treasury shares reserve		564,013	564,013	564,013
Retained earnings		74,281,243	103,717,264	80,000,010
Foreign currency translation reserve		15,019	8,976	37,133
Total equity		<u>104,925,342</u>	<u>133,744,136</u>	<u>110,055,039</u>
Total liabilities and equity		<u>129,180,294</u>	<u>155,621,271</u>	<u>136,502,197</u>

Ms. Dalal Hasan Al-Sabti
Chairperson

The accompanying notes 1 to 17 form an integral part of this interim condensed consolidated financial information.

Interim condensed consolidated statement of profit or loss (Unaudited)
For the period from 1 January 2023 to 30 June 2023

		Kuwaiti Dinars			
		Three months period ended 30 June		Six months period ended 30 June	
Notes		2023 (Unaudited)	2022 (Unaudited)	2023 (Unaudited)	2022 (Unaudited)
	Revenue	19,857,746	20,863,709	40,363,487	44,222,121
	Cost of operations	10 (4,175,286)	(4,194,230)	(8,287,286)	(7,999,682)
	Gross profit	15,682,460	16,669,479	32,076,201	36,222,439
	General and administrative expenses	11 (4,023,417)	(3,407,293)	(9,147,631)	(6,973,599)
	Selling expenses	12 (2,796,090)	(1,094,128)	(3,298,350)	(1,390,049)
	Finance charges	(30,853)	(45,374)	(68,489)	(91,121)
	Share of loss of associates	-	(6,949)	-	(6,949)
	Other income	725,354	337,383	1,566,719	747,319
	Profit before contribution to Kuwait Foundation for Advancement of Sciences ("KFAS"), National Labour Support Tax ("NLST"), Zakat and Directors' remuneration	9,557,454	12,453,118	21,128,450	28,508,040
	Contribution to KFAS	(95,703)	(125,712)	(212,455)	(288,064)
	NLST	(296,328)	(321,161)	(591,004)	(725,099)
	Zakat	(119,153)	(129,679)	(238,087)	(293,045)
	Directors' remuneration	(250,000)	-	(250,000)	(250,000)
	Profit for the period	8,796,270	11,876,566	19,836,904	26,951,832
	Basic and diluted earnings per share (fils)	13 69	93	155	211

The accompanying notes 1 to 17 form an integral part of this interim condensed consolidated financial information.

