

Date: 08 November 2021

M/S . / Boursa Kuwait Company

Greetings,

Subject: Financial results for the third quarter of the financial year 2021 for Humansoft Holding for the period that ended on 30/09/2021 And Announcement of the date of the Analysts/Investors Conference Call

We would like to inform you that the Board of Directors of the company approved in its meeting held on 08/11/2021 the financial statements for the third quarter of the financial year 2021 that ended on 30/09/2021. In this respect, kindly find attached Appendix 11 about "disclosure of material information" form and the Interim Financial Statements Form.

With reference to the requirements of Boursa rules issued under resolution No. (1) of 2018, and since Humansoft Holding is classified under the Premier Market, we are pleased to announce that the Analysts/Investors conference call for Q3 2021 is scheduled to be held at 3:00 PM (local time) on Thursday 11/11/2021. Interested parties can contact Humansoft by email on investorrelations@human-soft.com, in order to receive the invitation and participation details for the aforementioned conference.

Yours Sincerely,



دلال حسن السبتي

رئيس مجلس الإدارة

Dalal Hasan Al Sabti
Chairperson of the Board of Directors

سجل تجاري رقم: 71382 رأس المال (د.ك.): 12,223,680 رأس المال المدفوع (د.ك.): 12,223,680
تليفون: 22322588 (965) - فاكس: 22322587 (965) - ص.ب: 305 الصفاة 15454 الكويت
www.human-soft.com

التاريخ: 08 نوفمبر 2021

السادة/ شركة بورصة الكويت المحترمين

تحية طيبة وبعد،،

الموضوع: النتائج المالية للربع الثالث من السنة المالية 2021 لشركة هيومن سوفت القابضة عن الفترة المنتهية في تاريخ 2021/09/30 والإعلان عن موعد مؤتمر المحللين/المستثمرين

يسرنا إفادتكم بأن مجلس إدارة الشركة قد صادق في اجتماعه المنعقد بتاريخ 08/11/2021 على البيانات المالية للربع الثالث من السنة المالية 2021 والذي ينتهي في تاريخ 2021/09/30 ونرفق لكم بهذا الخصوص الملحق رقم (11) للإفصاح عن المعلومات الجوهرية ونموذج نتائج البيانات المالية المرحلية للشركات الكويتية.

بالإشارة إلى متطلبات قواعد البورصة الصادرة بموجب القرار رقم (1) لسنة 2018، وحيث أن شركة هيومن سوفت القابضة تم تصنيفها ضمن مجموعة "السوق الأول". فإنه يسر شركتنا الإعلان عن موعد مؤتمر المحللين/المستثمرين (Conference Call) للربع الثالث والذي تقرر انعقاده في تمام الساعة الثالثة ظهرا (وفق التوقيت المحلي) من يوم الخميس الموافق 2021/11/11، ويمكن للأطراف المهتمة التواصل مع شركتنا بواسطة البريد الإلكتروني التالي:

investorrelations@human-soft.com، وذلك ليتم تزويدهم بالدعوة

وتفاصيل المشاركة بالمؤتمر المذكور.


وتفضلوا بقبول فائق الإحترام،،،

NR

MH

Appendix 11

Disclosure of Material Information Form

Date	08 November 2021
Name of Listed Company	Humansoft Holding K.S.C.P
Material Information	Approval of the Board of Directors in its meeting on Monday, November 08 2021, of the financial statements of the third quarter that ended on 30/09/2021.
Significant Effect of the material information on the financial position of the company	

Significant Effect on the financial position shall be mentioned if the material information can measure that effect, excluding the financial effect resulting from tenders or similar contracts.

If a Listed Company, which is a member of a Group, disclosed some material information related to it and has Significant Effect on other listed companies' which are members of the same Group, the other companies' disclosure obligations are limited to disclosing the information and the financial effect occurring to that company itself.

NR
MH

Company Name	اسم الشركة
HUMANSOFT HOLDING CO. KSCP.	هيومن سوفت القابضة ش.م.ك.ع

Third quarter results Ended on	2021-09-30	نتائج الربع الثالث المنتهي في
--------------------------------	------------	-------------------------------

Board of Directors Meeting Date	2021-11-08	تاريخ اجتماع مجلس الإدارة
---------------------------------	------------	---------------------------

Required Documents	المستندات الواجب إرفاقها بالنموذج
Approved financial statements. Approved auditor's report This form shall not be deemed to be complete unless the documents mentioned above are provided	نسخة من البيانات المالية المعتمدة نسخة من تقرير مراقب الحسابات المعتمد لا يعتبر هذا النموذج مكتملاً ما لم يتم إرفاق هذه المستندات

التغيير (%)	فترة التسعة أشهر المقارنة	فترة التسعة أشهر الحالية	البيان
Change (%)	Nine Month Comparativ Period	Nine Month Curren Period	Statement
	2020-09-30	2021-09-30	
77.0%	24,128,420	42,717,723	صافي الربح (الخسارة) الخاص بمساهمي الشركة الأم Net Profit (Loss) represents the amount attributable to the owners of the parent Company
77.3%	198	351	ربحية (خسارة) السهم الأساسية والمخفضة Basic & Diluted Earnings per Share
43.2%	80,114,876	114,714,002	الموجودات المتداولة Current Assets
22.1%	136,785,280	167,018,841	إجمالي الموجودات Total Assets
115.3%	21,810,274	46,961,944	المطلوبات المتداولة Current Liabilities
70.8%	32,227,180	55,046,021	إجمالي المطلوبات Total Liabilities
7.1%	104,558,100	111,972,820	إجمالي حقوق الملكية الخاصة بمساهمي الشركة الأم Total Equity attributable to the owners of the Parent Company
35.6%	49,947,322	67,745,161	إجمالي الإيرادات التشغيلية Total Operating Revenue
77.3%	25,350,724	44,959,001	صافي الربح (الخسارة) التشغيلية Net Operating Profit (Loss)
N/A – لا ينطبق	No Accumulated Loss	No Accumulated Loss	الخسائر المتراكمة / رأس المال المدفوع Accumulated Loss / Paid-Up Share Capital

Handwritten signature/initials

التغيير (%)	الربع الثالث المقارن	الربع الثالث الحالي	البيان
Change (%)	Third quarter Comparative Period	Third quarter Current Period	Statement
	2020-09-30	2021-09-30	
-64.8%	16,579,622	5,840,210	صافي الربح (الخسارة) الخاص بمساهمي الشركة الأم Net Profit (Loss) represents the amount attributable to the owners of the parent Company
-64.7%	136	48	ربحية (خسارة) السهم الأساسية والمخفضة Basic & Diluted Earnings per Share
-46.8%	25,419,714	13,535,159	إجمالي الإيرادات التشغيلية Total Operating Revenue
-64.7%	17,375,165	6,127,445	صافي الربح (الخسارة) التشغيلية Net Operating Profit (Loss)

• Not Applicable for first Quarter

• لا ينطبق على الربع الأول

Increase/Decrease in Net Profit (Loss) is due to	سبب ارتفاع/انخفاض صافي الربح (الخسارة)
The increase in profit during the Nine months period ended September 2021 , in comparison with same period in previous year is arising mainly due to higher revenue and improved cost efficiency	الزيادة في الأرباح خلال فترة التسعة أشهر المنتهية في سبتمبر 2021 مقارنة مع الفترة نفسها من العام الماضي تعود بشكل رئيسي الى ارتفاع الإيرادات وتحسن كفاءة التكاليف

Total Revenue realized from dealing with related parties (value, KWD)	NIL - لا يوجد	بلغ إجمالي الإيرادات من التعاملات مع الأطراف ذات الصلة (المبلغ د.ك.)
---	---------------	--

Total Expenditures incurred from dealing with related parties (value, KWD)	462,927	بلغ إجمالي المصروفات من التعاملات مع الأطراف ذات الصلة (المبلغ د.ك.)
--	---------	--

Handwritten signatures

Auditor Opinion		رأي مراقب الحسابات
1.	Unqualified Opinion	<input checked="" type="checkbox"/> رأي غير متحفظ
2.	Qualified Opinion	<input type="checkbox"/> رأي متحفظ
3.	Disclaimer of Opinion	<input type="checkbox"/> عدم إبداء الرأي
4.	Adverse Opinion	<input type="checkbox"/> رأي معاكس

In the event of selecting item No. 2, 3 or 4, the following table must be filled out, and this form is not considered complete unless it is filled.

بحال اختيار بند رقم 2 أو 3 أو 4 يجب تعبئة الجدول التالي، ولا يعتبر هذا النموذج مكتملاً ما لم يتم تعبئته

N/A – لا ينطبق	نص رأي مراقب الحسابات كما ورد في التقرير
N/A – لا ينطبق	شرح تفصيلي بالجملة التي استدعت مراقب الحسابات لإبداء الرأي
N/A – لا ينطبق	الخطوات التي ستقوم بها الشركة لمعالجة ما ورد في رأي مراقب الحسابات
N/A – لا ينطبق	الجدول الزمني لتنفيذ الخطوات لمعالجة ما ورد في رأي مراقب الحسابات

Handwritten signature

Corporate Actions		استحقاقات الأسهم (الإجراءات المؤسسية)	
النسبة	القيمة		
N/A – لا ينطبق	N/A – لا ينطبق		توزيعات نقدية Cash Dividends
N/A – لا ينطبق	N/A – لا ينطبق		توزيعات أسهم منحة Bonus Share
N/A – لا ينطبق	N/A – لا ينطبق		توزيعات أخرى Other Dividend
N/A – لا ينطبق	N/A – لا ينطبق		عدم توزيع أرباح No Dividends
N/A – لا ينطبق	N/A – لا ينطبق	علاوة الإصدار Issue Premium	زيادة رأس المال Capital Increase
N/A – لا ينطبق	N/A – لا ينطبق		تخفيض رأس المال Capital Decrease

ختم الشركة Company Seal	التوقيع Signature	المسمى الوظيفي Title	الاسم Name
		رئيسة مجلس الإدارة	دلال حسن السبتي



INDEPENDENT AUDITORS' REPORT ON REVIEW OF INTERIM CONDENSED CONSOLIDATED FINANCIAL INFORMATION TO THE BOARD OF DIRECTORS OF HUMANSOFT HOLDING COMPANY K.S.C.P.

Introduction

We have reviewed the accompanying interim condensed consolidated statement of financial position of Humansoft Holding Company K.S.C.P. ("the Parent Company") and subsidiaries (together referred to as "the Group") as at 30 September 2021, and the related interim condensed consolidated statement of profit or loss and the interim condensed consolidated statement of profit or loss and other comprehensive income for the three-month and nine-month periods then ended and the related interim condensed consolidated statement of changes in equity and the interim condensed consolidated statement of cash flows for the nine-month period then ended. The Parent Company's management is responsible for the preparation and presentation of this interim condensed consolidated financial information in accordance with International Accounting Standard 34, "Interim Financial Reporting" ("IAS 34"). Our responsibility is to express a conclusion on this interim condensed consolidated financial information based on our review.

Scope of Review

We conducted our review in accordance with International Standard on Review Engagements 2410, "Review of Interim Financial Information Performed by the Independent Auditor of the Entity". A review of interim condensed consolidated financial information consists of making inquiries, primarily of persons responsible for financial and accounting matters, and applying analytical and other review procedures. A review is substantially less in scope than an audit conducted in accordance with International Standards on Auditing and consequently does not enable us to obtain assurance that we would become aware of all significant matters that might be identified in an audit. Accordingly, we do not express an audit opinion.

Conclusion


Based on our review, nothing has come to our attention that causes us to believe that the accompanying interim condensed consolidated financial information is not prepared, in all material respects, in accordance with IAS 34.

Report on other Legal and Regulatory Requirements

Furthermore, based on our review, the accompanying interim condensed consolidated financial information is in agreement with the accounting records of the Parent Company. We further report that to the best of our knowledge and belief, no violation of the Companies Law No. 1 of 2016 and its executive regulations, as amended, or the Parent Company's Memorandum of Incorporation and Articles of Association, as amended, or of the provisions of Law No 7 of 2010 concerning the Capital Markets Authority and its related regulations, as amended, have occurred during the nine-month period ended 30 September 2021 that might have had a material effect on the business of the Group or on its financial position.




Talal Y. Al-Muzaini
Licence No. 209A
Deloitte & Touche - Al-Wazzan & Co.



Rashed Ayoub Yousuf Alshadad
License No. 77A
Rödl Middle East
Burgin-International Accountants

Interim condensed consolidated statement of financial position (Unaudited) as at 30 September 2021

	Notes	Kuwaiti Dinars		
		30 September 2021 (Unaudited)	31 December 2020 (Audited)	30 September 2020 (Unaudited)
ASSETS				
Current assets				
Cash and bank balances	3	63,799,382	73,889,264	70,631,140
Trade and other receivables	4	50,372,485	28,473,994	8,788,718
Inventories		5,104	5,390	69,013
Investment in associates		537,031	547,825	626,005
		<u>114,714,002</u>	<u>102,916,473</u>	<u>80,114,876</u>
Non-current assets				
Right-of-use assets		848,852	934,968	963,673
Property and equipment	6	44,521,072	47,542,507	48,754,436
Intangible assets	7	6,934,915	6,930,207	6,952,295
		<u>52,304,839</u>	<u>55,407,682</u>	<u>56,670,404</u>
Total assets		<u>167,018,841</u>	<u>158,324,155</u>	<u>136,785,280</u>
LIABILITIES AND EQUITY				
Current liabilities				
Trade and other payables		235,837	552,794	921,017
Accruals and other liabilities		6,253,892	4,762,055	8,441,889
Lease liabilities		208,832	213,333	214,748
Deferred income	8	37,571,216	18,486,850	47,928
Retentions payable		292,167	260,182	397,150
Current portion of long-term debts	9	2,400,000	6,157,542	11,787,542
		<u>46,961,944</u>	<u>30,432,756</u>	<u>21,810,274</u>
Non-current liabilities				
Lease liabilities		621,268	730,951	713,956
Long-term debts	9	2,921,723	4,721,723	5,321,723
Provision for staff indemnity		4,541,086	4,516,525	4,381,227
		<u>8,084,077</u>	<u>9,969,199</u>	<u>10,416,906</u>
Total liabilities		<u>55,046,021</u>	<u>40,401,955</u>	<u>32,227,180</u>
Equity				
Share capital		12,223,680	12,223,680	12,223,680
Share premium		1,512,000	1,512,000	1,512,000
Statutory reserve		9,894,240	9,894,240	9,894,240
Voluntary reserve		6,112,840	6,112,840	6,112,840
Treasury shares	16	(288,877)	(288,877)	(288,877)
Treasury shares reserve		564,013	564,013	564,013
Retained earnings		81,854,026	87,798,044	74,427,455
Foreign currency translation reserve		100,898	106,260	112,749
Total equity		<u>111,972,820</u>	<u>117,922,200</u>	<u>104,558,100</u>
Total liabilities and equity		<u>167,018,841</u>	<u>158,324,155</u>	<u>136,785,280</u>


 Ms. Dalal Hasan Al-Sabti
 Chairperson

The accompanying notes form an integral part of this interim condensed consolidated financial information.

Interim condensed consolidated statement of profit or loss (Unaudited)
For the period from 1 January 2021 to 30 September 2021

		Kuwaiti Dinars			
		Three months period ended 30 September		Nine months period ended 30 September	
	Notes	2021 (Unaudited)	2020 (Unaudited)	2021 (Unaudited)	2020 (Unaudited)
Revenue		13,535,159	25,419,714	67,745,161	49,947,322
Cost of operations	10	(2,780,222)	(3,594,875)	(10,599,220)	(12,202,723)
Gross profit		10,754,937	21,824,839	57,145,941	37,744,599
General and administrative expenses	11	(3,976,176)	(3,790,973)	(10,779,077)	(11,143,316)
Selling expenses	12	(875,925)	(959,044)	(1,994,923)	(1,695,652)
Finance charges		(61,377)	(170,422)	(224,702)	(557,606)
Share of loss of associates		-	(3,014)	(9,755)	(7,501)
Other income		285,986	473,779	821,517	1,010,200
Profit before contribution to Kuwait Foundation for Advancement of Sciences ("KFAS"), National Labour Support Tax ("NLST"), Zakat and Directors' remuneration		6,127,445	17,375,165	44,959,001	25,350,724
Contribution to KFAS		(62,607)	(176,122)	(454,426)	(302,545)
NLST		(159,557)	(440,812)	(1,127,986)	(649,381)
Zakat		(65,071)	(178,609)	(458,866)	(270,378)
Directors' remuneration		-	-	(200,000)	-
Profit for the period		5,840,210	16,579,622	42,717,723	24,128,420
Basic and diluted earnings per share (fils)	13	48	136	351	198

The accompanying notes form an integral part of this interim condensed consolidated financial information.