

Date: 02nd November 2020

التاريخ: 02 نوفمبر 2020

M/S . / Boursa Kuwait Company

المحترمين

السادة/ شركة بورصة الكويت

Greetings,

تحية طيبة وبعد،،

Subject: Financial results for the third quarter of the financial year 2020 for Humansoft Holding for the period that ended on 30/09/2020 And Announcement of the date of the Analysts/Investors Conference Call

الموضوع: النتائج المالية للربع الثالث من السنة المالية 2020 لشركة هيومن سوفت القابضة عن الفترة المنتهية في تاريخ 2020/9/30 والإعلان عن موعد مؤتمر المحللين/المستثمرين

We would like to inform you that the Board of Directors of the company approved in its meeting held on 02/11/2020 the financial statements for the third quarter of the financial year 2020 that ended on 30/09/2020. In this respect, kindly find attached Appendix 11 about "disclosure of material information" form and the Interim Financial Statements Form.

يسرنا إفادتكم بأن مجلس إدارة الشركة قد صادق في اجتماعه المنعقد بتاريخ 02/11/2020 على البيانات المالية للربع الثالث من السنة المالية 2020 والذي ينتهي في تاريخ 2020/9/30 ونرفق لكم بهذا الخصوص الملحق رقم (11) للإفصاح عن المعلومات الجوهرية ونموذج نتائج البيانات المالية المرحلية للشركات الكويتية.

With reference to the requirements of Boursa rules issued under resolution No. (1) of 2018, and since Humansoft Holding is classified under the Premier Market, we are pleased to announce that the Analysts/Investors conference call for Q3 2020 is scheduled to be held at 3:00 PM (local time) on Wednesday 04/11/2020. Interested parties can contact Humansoft by email on investorrelations@human-soft.com, in order to receive the invitation and participation details for the aforementioned conference.

بالإشارة إلى متطلبات قواعد البورصة الصادرة بموجب القرار رقم (1) لسنة 2018، وحيث أن شركة هيومن سوفت القابضة تم تصنيفها ضمن مجموعة "السوق الأول". فإنه يسر شركتنا الإعلان عن موعد مؤتمر المحللين/المستثمرين (Conference Call) للربع الثالث والذي تقرر انعقاده في تمام الساعة الثالثة عصراً (وفق التوقيت المحلي) من يوم الأربعاء الموافق 2020/11/04، ويمكن للأطراف المهتمة التواصل مع شركتنا بواسطة البريد الإلكتروني التالي:

investorrelations@human-soft.com، وذلك ليتم تزويدهم بالدعوة

وتفاصيل المشاركة بالمؤتمر المذكور.

Yours Sincerely,



دلال حسن السبتي

رئيسة مجلس الإدارة

Dalal Hasan Al Sabti

Chairperson of the Board of Directors

وتفضلوا بقبول فائق الاحترام،،،


سجل تجاري رقم: 71382 رأس المال (د.ك.): 12,223,680 رأس المال المدفوع (د.ك.): 12,223,680
تليفون: 22322588 (965) - فاكس: 22322587 (965) - ص.ب: 305 الصفاة 15454 الكويت

www.human-soft.com

NR
h

Appendix 11

Disclosure of Material Information Form

Date	02 November 2020
Name of Listed Company	Humansoft Holding K.S.C.P
Material Information	Approval of the Board of Directors in its meeting on Monday, November 02, 2020, of the financial statements for the third quarter that ended on 30/09/2020.
Significant Effect of the material information on the financial position of the company	

Significant Effect on the financial position shall be mentioned if the material information can measure that effect, excluding the financial effect resulting from tenders or similar contracts.

If a Listed Company, which is a member of a Group, disclosed some material information related to it and has Significant Effect on other listed companies' which are members of the same Group, the other companies' disclosure obligations are limited to disclosing the information and the financial effect occurring to that company itself.



Third quarter results Ended on

2020-09-30

نتائج الربع الثالث المنتهي في

Company Name	اسم الشركة
HUMANSOFT HOLDING CO. KSCP.	هيومن سوفت القابضة ش.م.ك.ع
Board of Directors Meeting Date	تاريخ اجتماع مجلس الإدارة
2020-11-02	
Required Documents	المستندات الواجب إرفاقها بالنموذج
<input checked="" type="checkbox"/> Approved financial statements	<input checked="" type="checkbox"/> نسخة من البيانات المالية المعتمدة
<input checked="" type="checkbox"/> Approved auditor's report	<input checked="" type="checkbox"/> نسخة من تقرير مراقب الحسابات المعتمد

التغيير (%)	فترة التسعة اشهر المقارنة	فترة التسعة اشهر الحالية	البيان
Change (%)	Nine Month Comparat Period	Nine Month Current Period	Statement
	2019-09-30	2020-09-30	
-8%	26,096,343	24,128,420	صافي الربح (الخسارة) الخاص بمساهمي الشركة الأم Net Profit (Loss) represents the amount attributable to the owners of the parent Company
-8%	215	198	ربحية (خسارة) السهم الأساسية والمخفضة Basic & Diluted Earnings per Share
16%	68,314,805	79,488,871	الموجودات المتداولة Current Assets
6%	129,644,001	136,785,280	إجمالي الموجودات Total Assets
-48%	42,040,268	21,810,274	المطلوبات المتداولة Current Liabilities
-45%	59,001,057	32,227,180	إجمالي المطلوبات Total Liabilities
48%	70,642,944	104,558,100	إجمالي حقوق الملكية الخاصة بمساهمي الشركة الأم Total Equity attributable to the owners of the Parent Company
-6%	53,340,840	49,947,322	إجمالي الإيرادات التشغيلية Total Operating Revenue
-8%	27,556,849	25,350,724	صافي الربح (الخسارة) التشغيلية Net Operating Profit (Loss)
N/A - لا ينطبق	لا توجد خسائر متراكمة No Accumulated Loss	لا توجد خسائر متراكمة No Accumulated Loss	الخسائر المتراكمة / رأس المال المدفوع Accumulated Loss / Paid-Up Share Capital

Handwritten signatures and initials in blue ink.

التغيير (%) Change (%)	الربع الثالث المقارن	الربع الثالث الحالي	البيان Statement
	Third quarter Comparat Period 2019-09-30	Third quarter Current Period 2020-09-30	
84%	9,019,029	16,579,622	صافي الربح (الخسارة) الخاص بمساهمي الشركة الأم Net Profit (Loss) represents the amount attributable to the owners of the parent Company
84%	74	136	ربحية (خسارة) السهم الأساسية والمخفضة Basic & Diluted Earnings per Share
50%	16,977,429	25,419,714	إجمالي الإيرادات التشغيلية Total Operating Revenue
84%	9,454,983	17,375,165	صافي الربح (الخسارة) التشغيلية Net Operating Profit (Loss)



• Not Applicable for first Quarter

• لا ينطبق على الربع الأول

Increase/Decrease in Net Profit (Loss) is due to	سبب ارتفاع/انخفاض صافي الربح (الخسارة)
The decrease in net profit during the Nine Months Period ended September 2020, in comparison with same period last year, is mainly attributed to the change in the start date of the Fall 2020 semester, and to the disruption in activities of Humansoft's training subsidiaries due to Covid-19.	الإنخفاض في صافي الأرباح خلال فترة التسعة أشهر المنتهية في سبتمبر 2020 مقارنة مع نفس الفترة من العام الماضي يعود بشكل رئيسي الى تغير تاريخ بدء الفصل الدراسي الأول 2020. والإنخفاض في أنشطة شركات التدريب التابعة لشركة هيومن سوفت القابضة، بسبب فايروس كورونا (كوفيد-19).
Total Revenue realized from dealing with related parties (value, KWD)	بلغ إجمالي الإيرادات من التعاملات مع الأطراف ذات الصلة (المبلغ د.ك.)
NIL	لا يوجد
Total Expenditures incurred from dealing with related parties (value, KWD)	بلغ إجمالي المصروفات من التعاملات مع الأطراف ذات الصلة (المبلغ د.ك.)
KD 528,629	528,629 د.ك

Corporate Actions		استحقاقات الأسهم (الإجراءات المؤسسية)	
النسبة	القيمة		
N/A - لا ينطبق	N/A - لا ينطبق		توزيعات نقدية Cash Dividends
N/A - لا ينطبق	N/A - لا ينطبق		توزيعات أسهم منحة Bonus Share
N/A - لا ينطبق	N/A - لا ينطبق		توزيعات أخرى Other Dividend
N/A - لا ينطبق	N/A - لا ينطبق		عدم توزيع أرباح No Dividends
N/A - لا ينطبق	N/A - لا ينطبق	علاوة الإصدار Issue Premium	زيادة رأس المال Capital Increase
N/A - لا ينطبق	N/A - لا ينطبق		تخفيض رأس المال Capital Decrease

The Company's comments in case the auditor has concerns or a qualified opinion	تعقيب الشركة في حال قيام مراقب الحسابات بإبداء ملاحظات أو تحفظات
There are no comments raised by the auditor	لا يوجد أي ملاحظات أبدأها مراقب الحسابات

ختم الشركة Company Seal	التوقيع Signature	المسمى الوظيفي Title	الاسم Name
		رئيسة مجلس الإدارة	دلال حسن السبتي

Attach a copy of the financial statements approved by the Board of Directors and the approved auditor's report

يجب ارفاق نسخة البيانات المالية المعتمدة من مجلس الإدارة وتقرير مراقب الحسابات المعتمد



**INDEPENDENT AUDITORS' REPORT ON REVIEW OF INTERIM CONDENSED CONSOLIDATED FINANCIAL INFORMATION
TO THE BOARD OF DIRECTORS OF HUMANSOFT HOLDING COMPANY K.S.C.P.**

Introduction

We have reviewed the accompanying interim condensed consolidated statement of financial position of Humansoft Holding Company K.S.C.P. ("the Parent Company") and subsidiaries (together referred to as "the Group") as at 30 September 2020, and the related interim condensed consolidated statement of profit or loss and the interim condensed consolidated statement of profit or loss and other comprehensive income for the three-month and nine-month periods then ended and the related interim condensed consolidated statement of changes in equity and the interim condensed consolidated statement of cash flows for the nine-month period then ended. The Parent Company's management is responsible for the preparation and presentation of this interim condensed consolidated financial information in accordance with International Accounting Standard 34, "Interim Financial Reporting" ("IAS 34"). Our responsibility is to express a conclusion on this interim condensed consolidated financial information based on our review.

Scope of Review


We conducted our review in accordance with International Standard on Review Engagements 2410, "Review of Interim Financial Information Performed by the Independent Auditor of the Entity". A review of interim condensed consolidated financial information consists of making inquiries, primarily of persons responsible for financial and accounting matters, and applying analytical and other review procedures. A review is substantially less in scope than an audit conducted in accordance with International Standards on Auditing and consequently does not enable us to obtain assurance that we would become aware of all significant matters that might be identified in an audit. Accordingly, we do not express an audit opinion.

Conclusion

Based on our review, nothing has come to our attention that causes us to believe that the accompanying interim condensed consolidated financial information is not prepared, in all material respects, in accordance with IAS 34.

Report on other Legal and Regulatory Requirements

Furthermore, based on our review, the accompanying interim condensed consolidated financial information is in agreement with the accounting records of the Parent Company. We further report that to the best of our knowledge and belief, no violation of the Companies Law No. 1 of 2016 and its executive regulations, as amended, or the Parent Company's Memorandum of Incorporation and Articles of Association, as amended, or of the provisions of Law No 7 of 2010 concerning the Capital Markets Authority and its related regulations have occurred during the nine-month period ended 30 September 2020 that might have had a material effect on the business of the Group or on its financial position.


Bader A. Al-Wazzan
Licence No. 62A
Deloitte & Touche, Al-Wazzan & Co


Ali Abdulrahman Al-Hasawi
License No. 30A
Rödl Middle East
Burgin-International Accountants

Kuwait
02 November 2020

Interim condensed consolidated statement of financial position (Unaudited) as at 30 September 2020

	Notes	Kuwaiti Dinars		
		30 September 2020	31 December 2019 (Audited)	30 September 2019
ASSETS				
Current assets				
Cash and bank balances	3	70,631,140	35,355,264	35,154,500
Trade and other receivables	4	8,788,718	22,425,454	33,021,159
Inventories		69,013	48,024	139,146
		<u>79,488,871</u>	<u>57,828,742</u>	<u>68,314,805</u>
Non-current assets				
Right-of-use assets		963,673	1,049,789	1,078,495
Property and equipment		48,754,436	51,556,641	52,220,254
Intangible assets		6,952,295	7,281,989	7,304,562
Investments in associates		626,005	626,073	725,885
		<u>57,296,409</u>	<u>60,514,492</u>	<u>61,329,196</u>
Total assets		<u>136,785,280</u>	<u>118,343,234</u>	<u>129,644,001</u>
LIABILITIES AND EQUITY				
Current liabilities				
Trade and other payables		921,017	748,898	1,057,756
Accruals and other liabilities		8,441,889	6,494,450	6,426,211
Lease liabilities		214,748	218,994	220,885
Deferred income	6	47,928	6,443,789	25,591,747
Retentions payable		397,150	466,557	853,669
Current portion of long-term debts	7	11,787,542	7,890,000	7,890,000
		<u>21,810,274</u>	<u>22,262,688</u>	<u>42,040,268</u>
Non-current liabilities				
Lease liabilities		713,956	819,648	839,456
Long-term debts	7	5,321,723	10,879,265	12,484,990
Provision for staff indemnity		4,381,227	3,972,194	3,636,343
		<u>10,416,906</u>	<u>15,671,107</u>	<u>16,960,789</u>
Total liabilities		<u>32,227,180</u>	<u>37,933,795</u>	<u>59,001,057</u>
Equity				
Share capital		12,223,680	12,223,680	12,223,680
Share premium		1,512,000	1,512,000	1,512,000
Statutory reserve		9,894,240	9,894,240	6,112,840
Voluntary reserve		6,112,840	6,112,840	6,112,840
Treasury shares	14	(288,877)	(288,877)	(288,877)
Treasury shares reserve		564,013	564,013	564,013
Retained earnings		74,427,455	50,299,035	44,303,814
Foreign currency translation reserve		112,749	92,508	102,634
Total equity		<u>104,558,100</u>	<u>80,409,439</u>	<u>70,642,944</u>
Total liabilities and equity		<u>136,785,280</u>	<u>118,343,234</u>	<u>129,644,001</u>

Ms. Dalal Hasan Al-Sabti
Chairperson

The accompanying notes form an integral part of this interim condensed consolidated financial information.

**Interim condensed consolidated statement of profit or loss (Unaudited)
for the period from 1 January 2020 to 30 September 2020**

		Kuwaiti Dinars			
		Three months period ended 30 September		Nine months period ended 30 September	
Notes		2020	2019	2020	2019
	Revenues	25,419,714	16,977,429	49,947,322	53,340,840
	Cost of operations	8 (3,594,875)	(3,205,477)	(12,202,723)	(11,709,281)
	Gross profit	21,824,839	13,771,952	37,744,599	41,631,559
	General and administrative expenses	9 (3,790,973)	(3,542,777)	(11,143,316)	(11,091,138)
	Selling expenses	10 (959,044)	(520,463)	(1,695,652)	(2,187,586)
	Finance charges	(170,422)	(315,451)	(557,606)	(1,008,450)
	Share of (loss) / profit of associates	(3,014)	10,230	(7,501)	13,450
	Other income	473,779	51,492	1,010,200	199,014
	Profit before contribution to Kuwait Foundation for Advancement of Sciences ("KFAS"), National Labour Support Tax ("NLST"), Zakat and Directors' remuneration	17,375,165	9,454,983	25,350,724	27,556,849
	Contribution to KFAS	(176,122)	(94,887)	(302,545)	(277,930)
	NLST	(440,812)	(243,477)	(649,381)	(699,723)
	Zakat	(178,609)	(97,590)	(270,378)	(282,853)
	Directors' remuneration	-	-	-	(200,000)
	Profit for the period	<u>16,579,622</u>	<u>9,019,029</u>	<u>24,128,420</u>	<u>26,096,343</u>
	Basic and diluted earnings per share (fils)	11 <u>136</u>	<u>74</u>	<u>198</u>	<u>215</u>

The accompanying notes form an integral part of this interim condensed consolidated financial information.

